

Psychology  
PAPER 2

Friday 26 May 2023 – Afternoon

Diagram Booklet

In the boxes below, write your name, centre number and candidate number.

Surname					
Other names					
Centre Number					
Candidate Number					

## INSTRUCTIONS

There may be spare copies of some diagrams in case you need them.

**THIS DIAGRAM BOOKLET *MUST* BE RETURNED WITH THE  
QUESTION PAPER AT THE END OF THE EXAMINATION.**

**Contents**

**Page**

**4      Question 1 – Figure 1**

**5      Question 1 – Table 1**

**6      Question 2(b) – Blank**

**7      Question 3**


**8      Question 4**

**9      Question 23**

**10     Question 24**

**Spare Copies**

**11     Question 2(b) – Blank**

**Question 1****FIGURE 1**

Question 1

TABLE 1

	Number of children who said the top row contained less buttons than the bottom row	Number of children who said the top row contained the same number of buttons as the bottom row	Number of children who said the top row contained more buttons than the bottom row
BOYS	5	13	32
GIRLS	1	25	24

**Question 2(b) – Blank**

Question 3

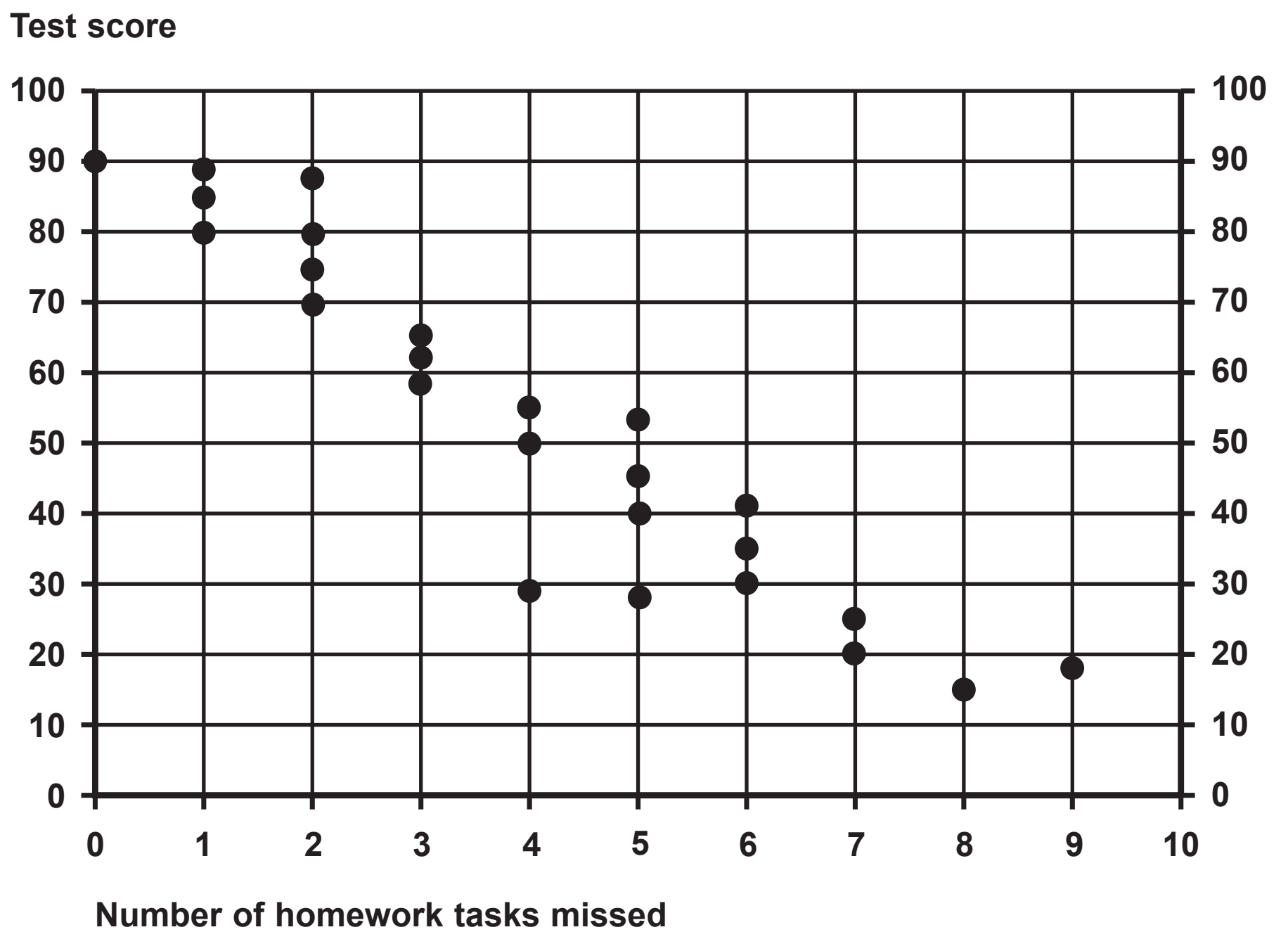
TABLE 2

Participant	Number of objects recalled
A	10
B	9
C	8
D	8
E	6
F	7
G	8
H	9
I	10
J	11

## Question 4

FIGURE 2


A scatter diagram to show the correlation between maths end of topic test scores and the number of homework tasks missed





## Question 23

FIGURE 3





The black and white image shows a street scene in blurred focus.

FIGURE 4





**Question 2(b) – Blank**

**Question 24**

**Source: Yasmin Said / EyeEm / Getty Images**